

Rescue Dog

Recipe by Dan Kohler, 6/5/18

Serves 4

Ingredients

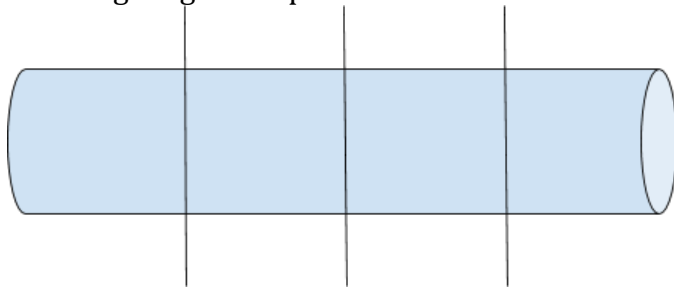
- 1 package Pillsbury French Bread Dough
- 4 Hot Dogs
- Olives, black beans, and other small food items to make the eyes and nose

Directions

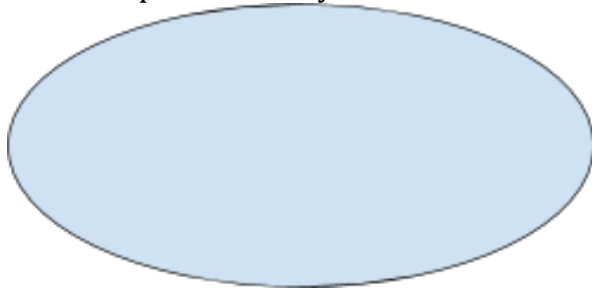
1. Heat oven to 350°
2. Cut dough into 4 equal portions
3. Follow visual guide for either shape
4. Bake dough for 25-30 minutes, until browned

OPTION 1

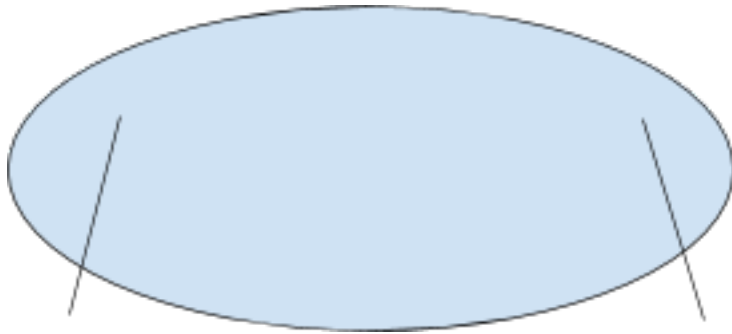
Cut dough log into 4 portions



Roll each portion with your hands into an oblong oval mound




Make cuts through the dough ball for ears



Add beans/olives for nose and eyes



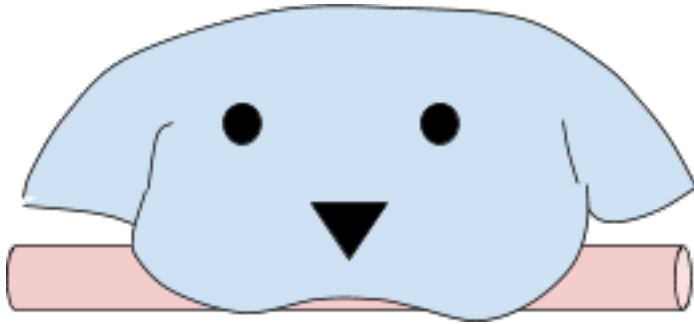
Bake at 350° for 25-30 minutes



Slice mouth open with serrated knife

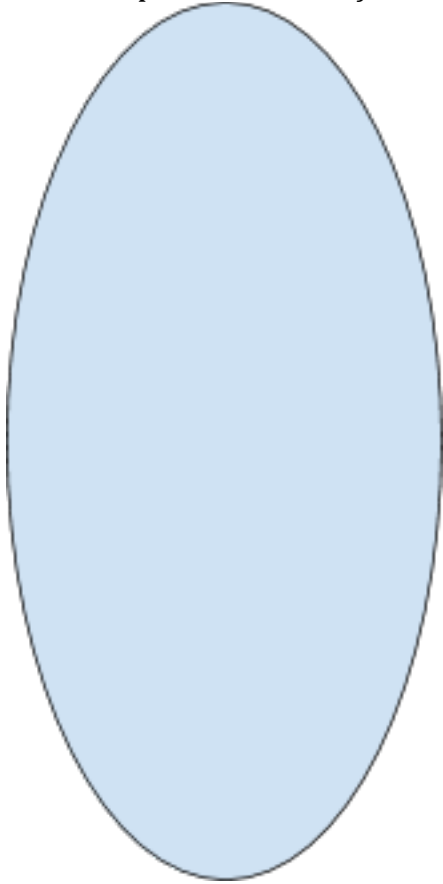


Stuff mouth with hot dog and toppings

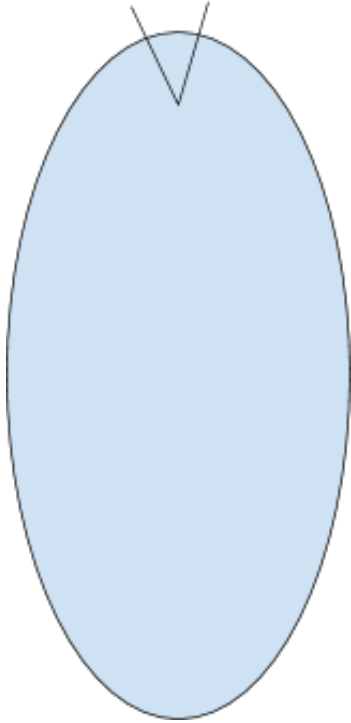


OPTION 2

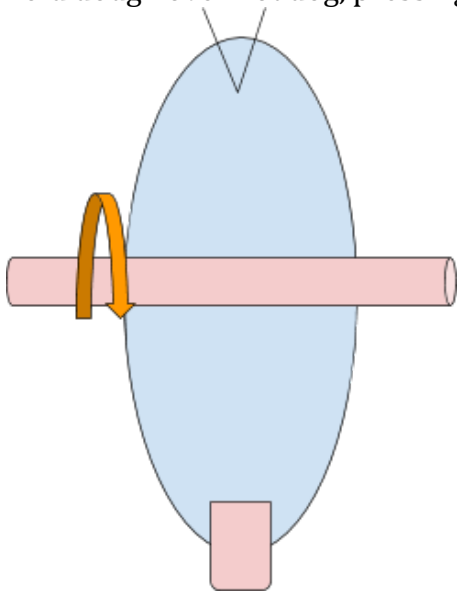
Roll each portion out into *flat* oblong sheet



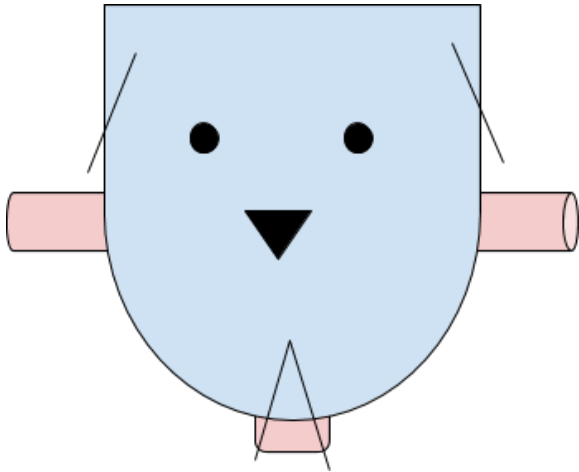
Make slice for mouth, remove dough and discard



Slice bias-cut coin of hot dog off and place at bottom for tongue
Place hot dog in center of dough
Fold dough over hot dog, pressing down on tongue piece



Make slits for ears
Add eyes and nose



Bake at 350° for 25-30 minutes

